


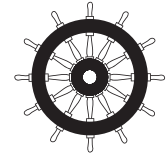
6912040CCTK1



Input and output at both ends

NEPTUNO CCT LED WATERPROOF FIXTURE WITH EMERGENCY KIT 40W 1200MM

NEPTUNO LED waterproof fixture with emergency kit. 40W power and 6000lm luminous flux. Direct symmetrical beam angle and 3 selectable colour temperatures via DIP switch. Protection rating IP67 and mechanical impact resistance rating IK10. SUS 316 stainless steel housing and UV-resistant opal polycarbonate diffuser.



PRODUCT SPECIFICATIONS

Item code:	6912040CCTK1
Description:	Neptuno LED waterproof fixture with emergency kit
EAN13 code:	8435724907397

ELECTRICAL DATA

Power:	40w
Voltage:	100-264vac
Frequency:	50-60Hz
Power factor:	0,9
Dimmable:	NOT
ENEC certification:	YES
Electrical insulation class:	CLASS I
Connection:	L/N+TT

LUMINOUS DATA

Color temperature:	Selectable CCT 5700K/4000K/3000K
Colour temperature selection mode:	Integrated DIP switch
Luminous efficiency:	150 lm/w
LED chip model:	SMD2835
Driver model:	Lifud serie FMR

Lumens:	6000lm
Beam angle:	120°
Luminous distribution:	Symmetrical
Standard deviation of colour matching:	<6
Luminous maintenance factor:	L95D10
Flicker index:	≤1,0
SVM (Stroboscopic Visibility Measure):	≤0,4

TECHNICAL DATA

Protection rating:	IP67 (dust-tight and protected against temporary immersion in water up to 1m depth for 30 minutes)
Impact rating:	IK10 (20J)
Operating temperature:	-20°~50°
Mounting type:	Surface

EMERGENCY KIT DATA

Power:	4,5W
Luminance:	675lm
Autonomy:	120 minutes
Function:	Non-permanent
Battery:	Li-on 3.7v 2500mAh

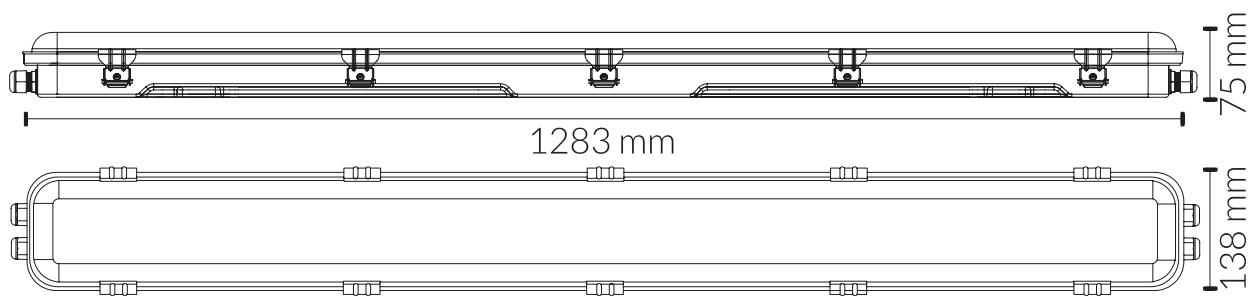
AVERAGE LIFESPAN

Working hours:	45000 hrs
Switching cycles:	35000 ON/OFF

PHYSICAL DATA

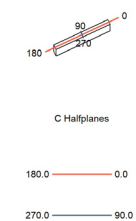
Housing	
Material:	Stainless steel SUS 316
Finish:	RAL 9010 - White
Clips	
Material:	Stainless steel SUS 316
Diffuser	
Material:	UV-resistant polycarbonate
Finish:	Opal
Weight	
Weight:	3,26 kg

DIMENSIONS

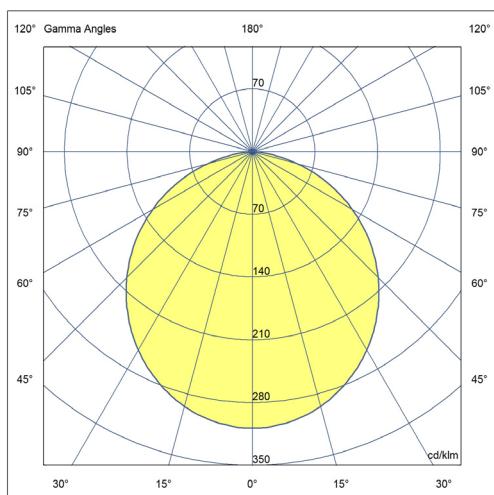


LUMINOUS INTENSITY DISTRIBUTION CURVE


100mm x 1200mm



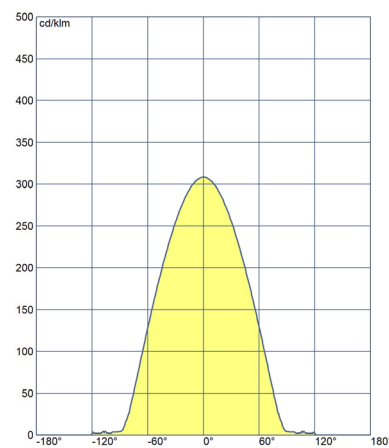
Flux 5443 lm
Maximum 308.60 cd/klm
Position C=0.00 G=0.00
Efficiency: 96.23%
Date: 30-04-2026
Double Symmetrical



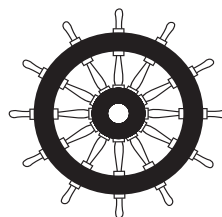
100mm x 1200mm



Flux 5443 lm
Maximum 308.60 cd/klm
Position C=0.00 G=0.00
Efficiency: 96.23%
Date: 30-04-2026
Double Symmetrical



CERTIFICATIONS



CE RoHS