



666060CCT

CCT LED PANEL 60X60CM CCT 40W

CCT LED panel, 60x60cm, 40W power and 4400lm luminous flux. Symmetrical 120° beam angle and selectable colour temperature (6000K / 4000K / 3000K) via external selector. Protection rating against external elements IP20 and mechanical resistance rating IK06. Made of aluminium with white finish.



PRODUCT SPECIFICATIONS

Código del artículo:	666060CCT
Description:	Panel LED
EAN13 code:	8432724905002
Warranty:	5 years

ELECTRICAL DATA

Power:	40w
Voltage:	198-264vac
Frequency:	50-60Hz
Driver model:	Lifud; LF-GUIF04ES
Driver ENEC certification:	Yes
Driver TUV certification:	Yes
Driver SELV Output certification:	Yes
Driver protection:	OTP, SCP, NO-LOAD
Power factor:	0,9
Dimmable:	Not
Electrical insulation class:	CLASS II
Connection:	L/N

LUMINOUS DATA

Color temperature:	Selectable CCT
CCT options:	5700K / 4000K / 3000K
Selection system:	External selector
Luminous efficiency:	110 lm/w
Lumens:	4400lm
LED chip model:	SMD 2835
Beam angle:	120°
Luminous distribution:	Symmetrical
Color rendering index:	>80
Standard desviation of colour matching:	<6
Luminous maintenance factor:	L96B10
Flicker index:	≤1,0
SVM (Stroboscopic Visibility Measure):	≤0,4
Flicker free:	Yes

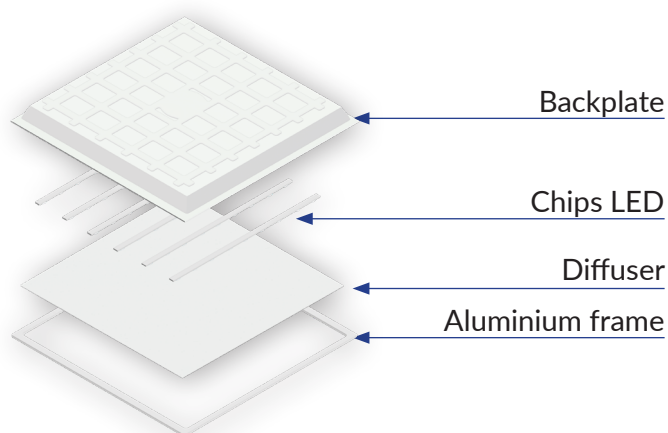
TECHNICAL DATA

Protection rating:	IP20 (Protected against solid objects larger than 12 mm in diameter)
Impact rating:	IK06 (1J)
Operating temperature:	-20°~50°
Mounting type:	Recessed

AVERAGE LIFESPAN

Working hours:	55000 hrs
Switch cycles:	40000 ON/OFF

PHYSICAL DATA



Luminaire frame

Material:	Aluminium 150 gr
Finish:	White

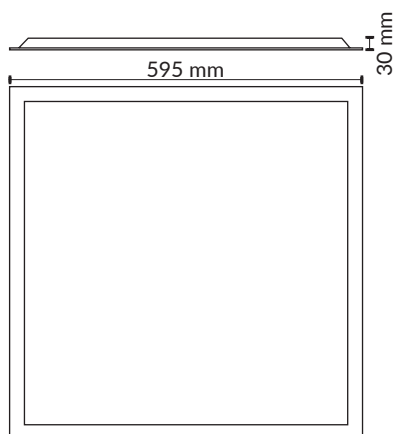
Diffuser

Material:	PS 1 mm thickness
-----------	-------------------

Backplate

Material:	Aluminium 0,5mm thickness
-----------	---------------------------

DIMENSIONS



CERTIFICATIONS

